



Module 5

Qs 1 to 5: Recognise points, straight lines and curves and identify them intuitively.
 Qs 6 to 11: Use different methods to make and draw straight lines and curves.
 Qs 12 and 13: Learn that there is only one straight line passing through two given points, but there are many curves passing through these two points.

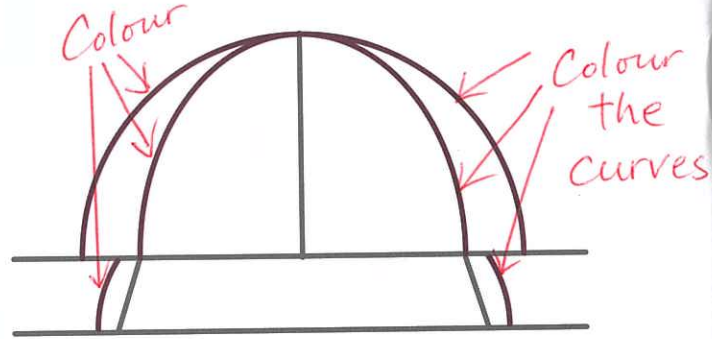
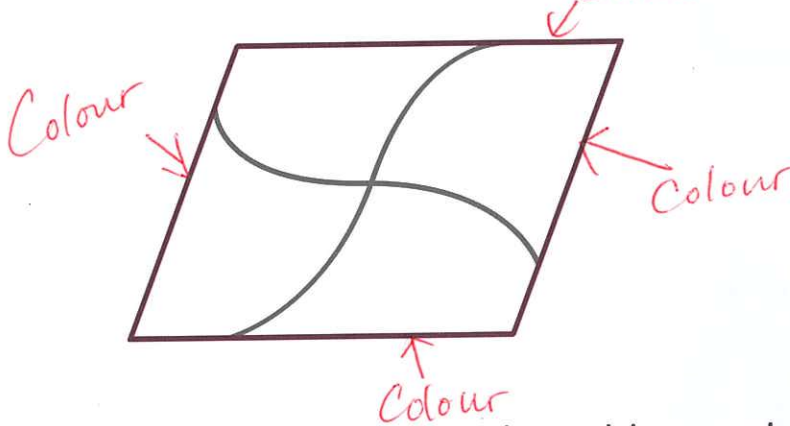
Date: _____

Score: _____

7 Points, Straight Lines and Curves

Follow the instructions and colour the figure below.

- ① Colour the straight lines ② Colour the curves.



- ③ Colour the straight lines blue and the curves red.



Answer:
 ——— blue
 - - - - red



Follow the instructions and sort the letters and numbers in the picture below.

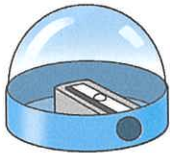


- ④ Letter(s) formed by straight lines only: E, I, L, A, W, N

- ⑤ Number(s) formed by straight lines and curves: 2

For each of the following objects, put a '✓' in if we can use it to help draw straight lines. If not, put a 'x'.

6



Pencil sharpener



7



Bookmark



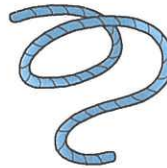
8



Photo stand



9

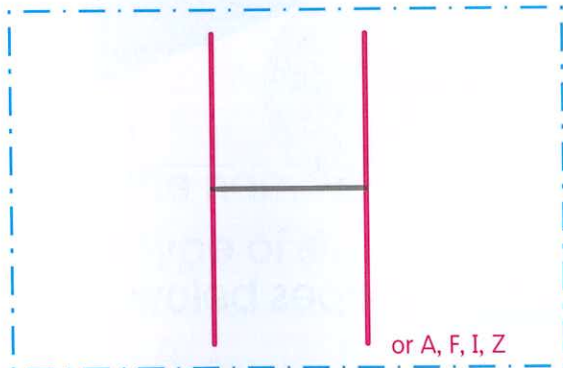


Rope



Follow the instructions and form the letters.


10 Add two straight lines



11 Add one straight line and one curve



If the description is correct, put a '✓' in . If not, put a 'x'.



12 There are many curves passing through these two points.



13 There are many straight lines passing through these two points.

