

6

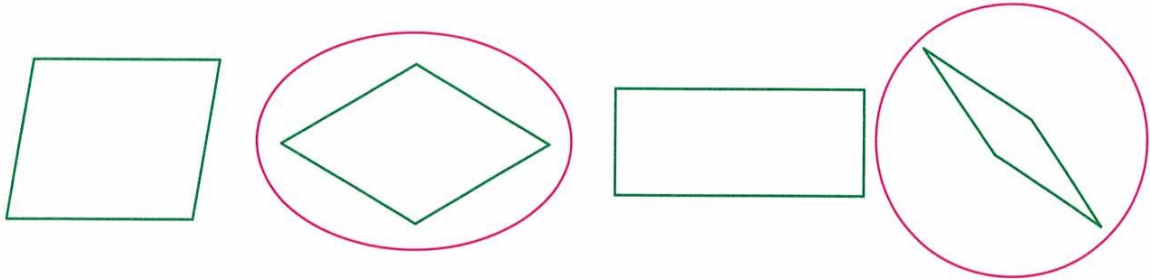
Rhombuses and trapeziums

Marks : _____

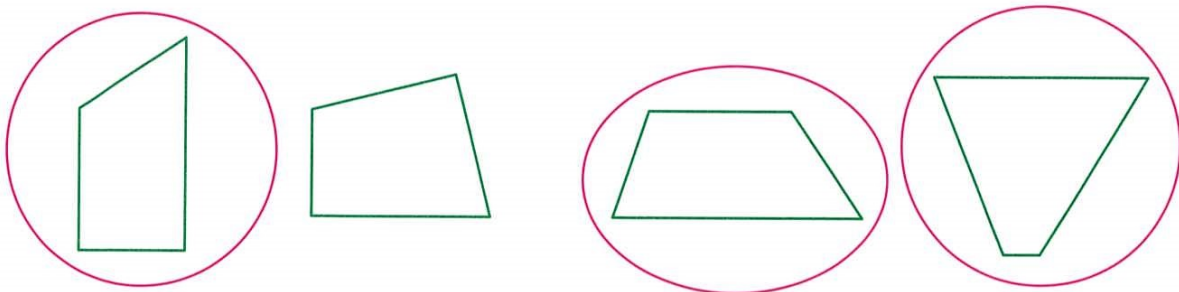
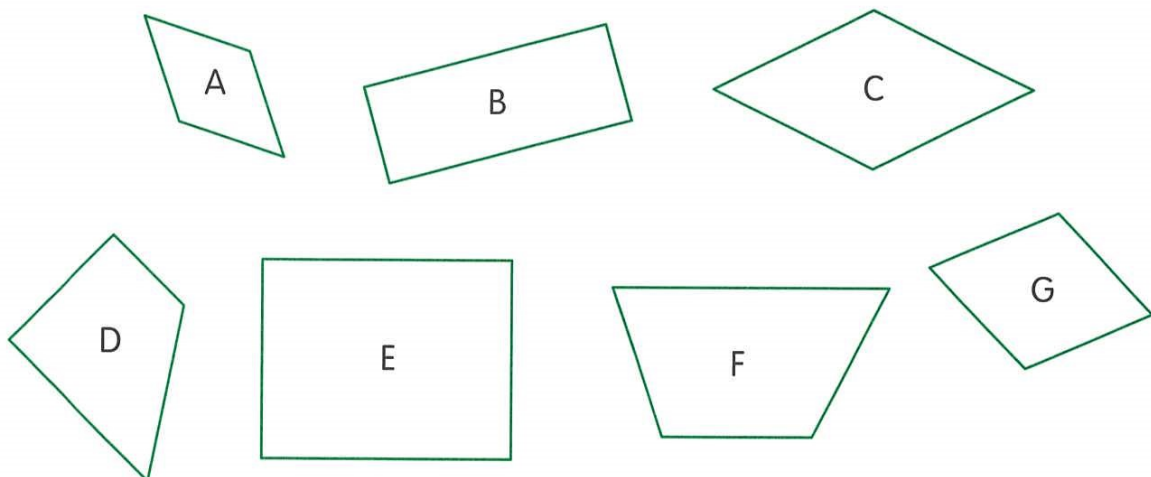
Date : _____

Circle the answers.

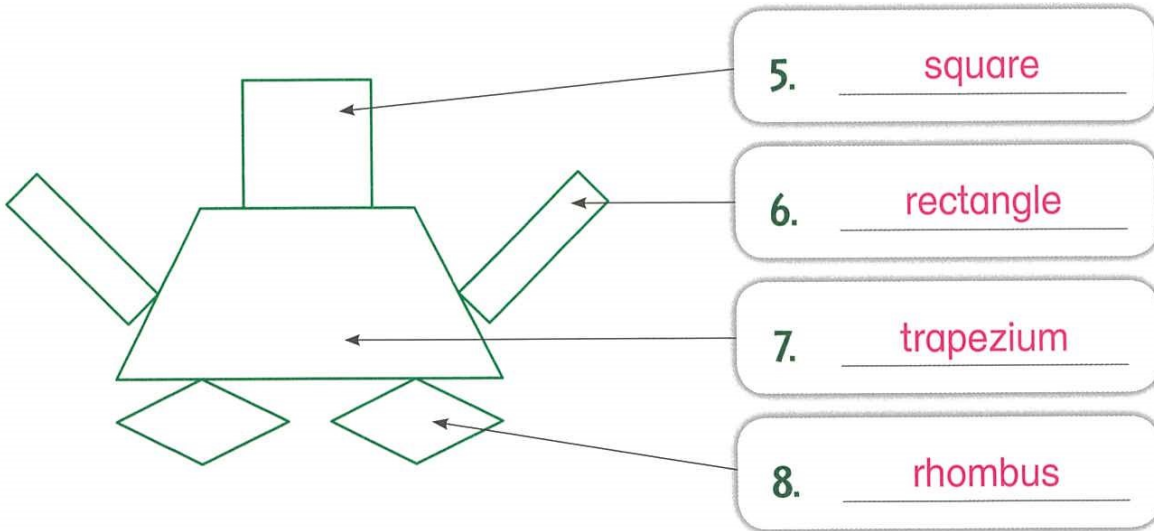
1. Circle all the rhombuses below.



2. Circle all the trapeziums below.

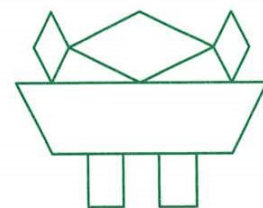
**TSA** Write all the letters for the answers.3. Rhombus(es): A, C, G 4. Trapezium(s): D, F

TSA Name the 2-D shapes that make up the picture below.




Fill in the blanks and circle the answers.

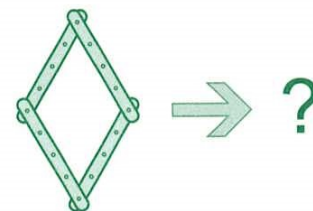
- TSA** 9. (a) There is/are 3 rhombus(es).
 (b) There is/are 1 trapezium(s).



10. (a) The 2-D shape on the right is a (square / rhombus / trapezium).
 (b) It has (0 / 2 / 4) right angles.
 (c) Its 4 sides (are / are not) equal in length.



11. Push the sides of a rhombus to form a 2-D shape with 4 right angles. The 2-D shape formed is a square .



12. Both rhombuses and squares have (4 right angles / no right angles / 4 equal sides).