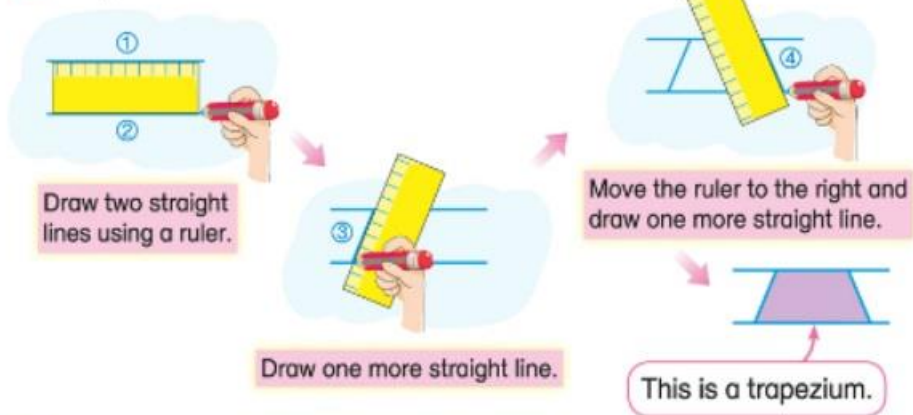


4 A trapezium




Classwork

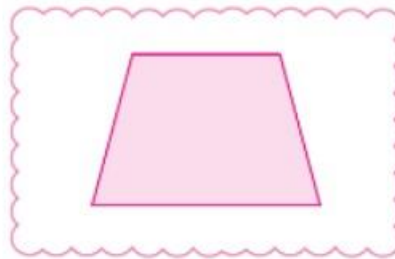
Use a ruler to draw quadrilaterals in the space provided. Fill the quadrilaterals with different colours. (The answers are for reference only. Accept any reasonable answers.)



1 a square



2 a trapezium



B Using squared paper and pin-boards



We can use rubber bands to form quadrilaterals on pin-boards. We can also draw quadrilaterals on squared paper.

