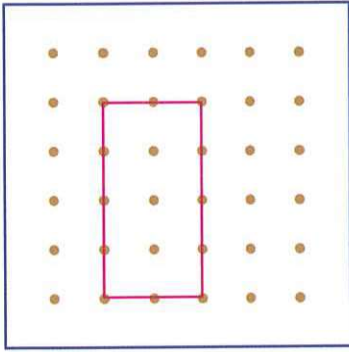


# 5

## Making quadrilaterals

Draw the shapes on the pin-boards. (Questions 1–4)

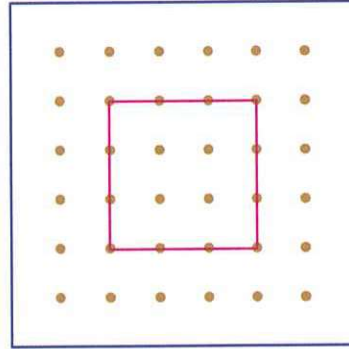
1.



A rectangle

Any correct rectangles


2.



A square

Any correct squares

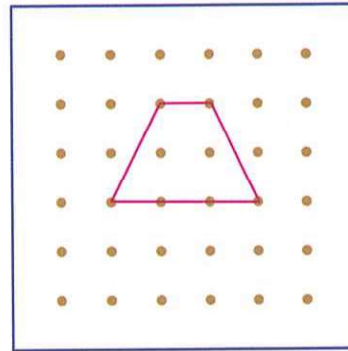
3.



A rhombus

Any correct rhombuses

4.




A trapezium

Any correct trapeziums


What quadrilateral(s) can be made by using the sticks in each question? \* Circle the correct answer(s). (There may be more than one answer.) (Questions 5–6)

5.



\* Square / Rhombus / Rectangle

6.



\* Square / Rhombus / Rectangle

Date: \_\_\_\_\_

Marks: \_\_\_\_\_

7. Draw two straight lines in Figure 1 to form a rhombus with the two given straight lines.

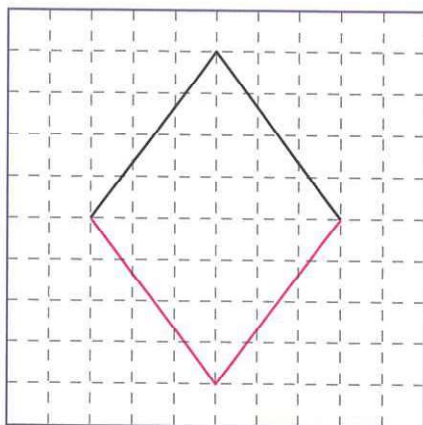


Figure 1

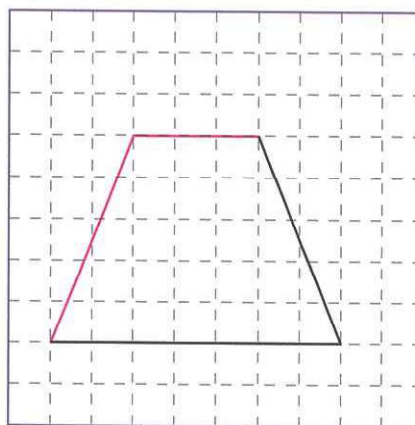
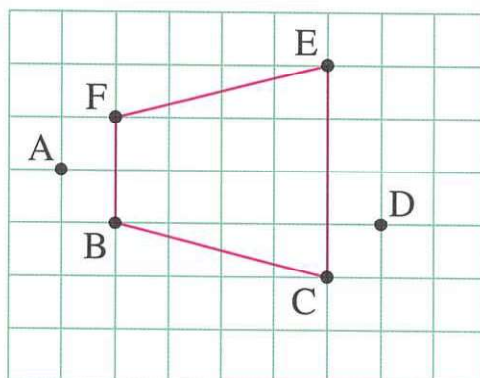


Figure 2

Any correct trapeziums

8. Draw two straight lines in Figure 2 to form a trapezium with the two given straight lines.
9. Susan uses a rubber band to make a trapezium on the pin-board below. Which four points should she choose? Write the letters for the answer.



Answer:     B     ,     C     ,     E     ,     F