

Name:

(2 -)


Score:

/4

Division (1a): Divide Things in Groups


If the objects line up nicely, we can use **straight lines** to divide them in groups.

- 1.) 2 children share 12 buns equally. Divide the buns with straight line(s).




Each child gets () buns.

- 2.) 3 girls share 15 plates equally. Divide the plates with straight lines.




Each girl gets () plates.

3.) 4 students share 24 books equally. Divide the books with straight lines.



Each student gets () books.

4.) 5 people share 20 glasses of water equally. Divide the glasses with straight lines.



Each person gets () glasses of water.