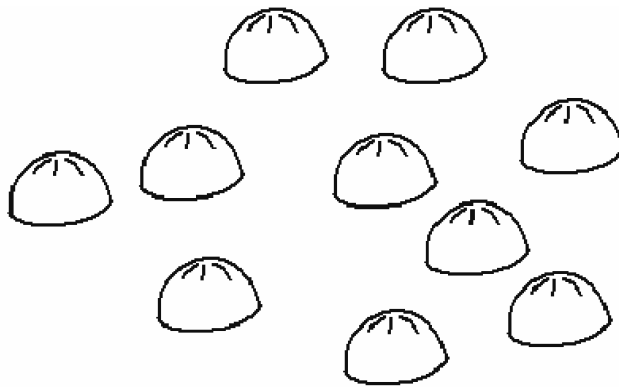


## Division (1b): Put Things in Groups


If the objects are scattered, it is difficult to use lines to divide them equally in groups. Rather, we distribute the objects out by writing 'letters'.

- 1.) 2 children (Adam and Bobby) share 10 buns equally. Write a letter **A** or **B** on each bun for the sharing.




Each child gets (            ) buns.

- 2.) 3 girls (Amy, Betty and Cherry) share 15 plates equally. Write a letter **A**, **B** or **C** on each plate for the sharing.




Each girl gets (            ) plates.

3.) 4 students share 24 books equally. Write a number 1, 2, 3 or 4 on each book for the sharing.



Each student gets (                      ) books.

4.) 5 people share 20 glasses of water equally. Write a number 1, 2, 3, 4 or 5 on each glass for the sharing.



Each person gets (                      ) glasses of water.