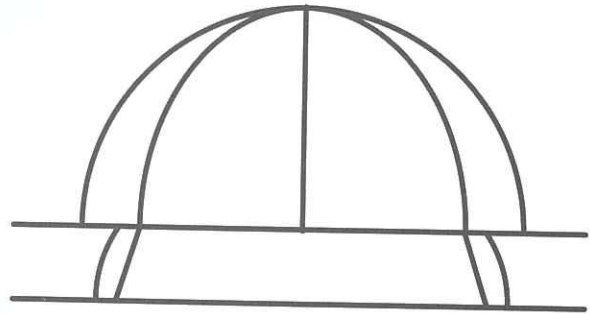
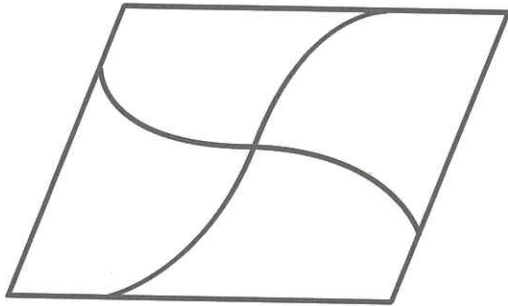


7 Points, Straight Lines and Curves

Follow the instructions and colour the figure below.

① Colour the straight lines.


② Colour the curves.



③ Colour the straight lines blue and the curves red.



Follow the instructions and sort the letters and numbers in the picture below.

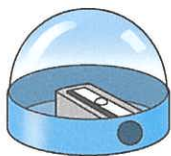


④ Letter(s) formed by straight lines only: _____

⑤ Number(s) formed by straight lines and curves: _____

For each of the following objects, put a '✓' in if we can use it to help draw straight lines. If not, put a 'X'.

6



7



8



9



Follow the instructions and form the letters.


10 Add two straight lines



11 Add one straight line and one curve



If the description is correct, put a '✓' in . If not, put a 'X'.



12 There are many curves passing through these two points.

13 There are many straight lines passing through these two points.