Allocated periods | 1 | 2 | 3 | 4 |

- Estimate length of an object and distance between objects with ever-ready rulers.

Focus 3 Ever-ready Rulers

Preview

Work in pairs. Each student first estimates the length of his own , and , then measure those for the other with a centimetre ruler.

	Width of my thumb	Width of my hand	Length of my foot
Estimation	About ____ cm	About ____ cm	About ____ cm
Measurement	About ____ cm	About ____ cm	About ____ cm

Method Qs 1 to 2

1

, and are all our body parts.
If we know about how long they are, we can use them to estimate the lengths of objects when we don't have a tape measure or centimetre ruler with us.

Animation a

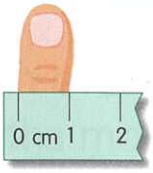

About 1 cm

The length of the stamp is about 3 .

1 + 1 + 1 = 3

We can estimate the length as 3 cm.

Animation b

About 12 cm

The length of the desk is about 5 .

$12 + 12 + 12 + 12 + 12 = \boxed{60}$

We can estimate the length as 60 cm.

Note / Hint

Teacher may remind students to add the numbers one by one.

For example:

$$\begin{array}{r} 12 \\ +\ 12 \\ \hline 24 \\ +\ 12 \\ \hline 36 \\ +\ 12 \\ \hline 48 \\ +\ 12 \\ \hline 60 \end{array}$$

Animation c

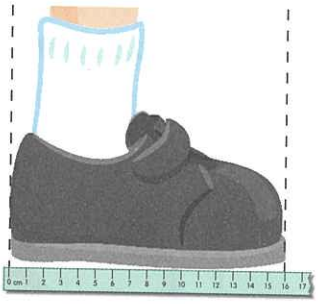

About 16 cm

The distance between the bench and the rubbish bin is about 4 .

$16 + 16 + 16 + 16 = \boxed{64}$
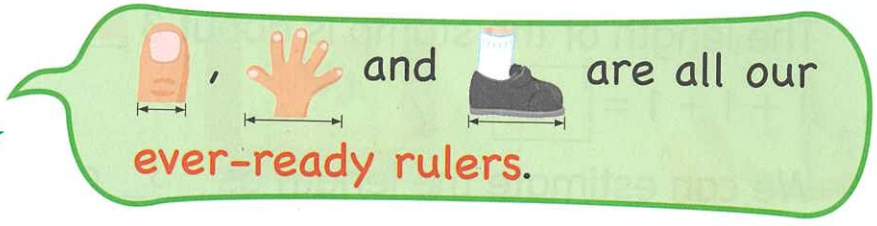
We can estimate the distance as 64 cm.